

▶▶▶ **PRINTING INSTRUCTIONS**

Instructions for Printing onto **Light Colored Textiles**
with **FOREVER Classic + Universal**

▶▶▶ **PRINT SETTINGS**

COLOR COPIER

Paper Mode: See list on reverse side
Image Mode: Mirror image
Feeding: Bypass (manual feeding)

LASER PRINTER

Paper Mode: See list on reverse side
Image Mode: Mirror image
Feeding: Bypass (manual feeding)

▶▶▶ **TRANSFER SETTINGS**

	AUTOMATIC HEAT PRESS	MANUAL HEAT PRESS	
PRESSURE	5 bar (70 PSI)	High/maximum	
TEMPERATURE	200° C (390° F)	200° C (390° F)	
TIME	10-15 seconds	10-15 seconds	
FIXING	10 seconds	10 seconds	

▶▶▶ **TRANSFER APPLICATION**

- ▶ Place the textile on the lower plate.
- ▶ Place **FOREVER Classic + Universal** onto the t-shirt.
- ▶ Press for 10-15 seconds.
- ▶ Peel off the transfer paper until it's hot.
(Do not in any event take the t-shirt off the press before the transfer paper has been peeled off.)
- ▶ To improve the washability cover the print with the silicone paper **Glossy Finish** (Antistick) and press again for 10 seconds.
- ▶ For a softer touch stretch the garment into the width.

▶▶▶ **WASHING**

- ▶ **Up to 40° C** (cold wash cycle).

▶▶▶ **IRONING**

- ▶ **When ironing cover the print with baking paper.**

▶ **ANY PROBLEMS?** Visit our website www.forever-ots.com
Click Video, choose the transfer paper, transfer machine, the product and watch the specific application!



▶▶▶ **PRINTING INSTRUCTIONS**

Instructions for Printing onto Mouse Pads with FOREVER Classic + Universal

▶▶▶ **PRINT SETTINGS**

COLOR COPIER

Paper Mode: See list on reverse side
Image Mode: Mirror image
Feeding: Bypass (manual feeding)

LASER PRINTER

Paper Mode: See list on reverse side
Image Mode: Mirror image
Feeding: Bypass (manual feeding)

▶▶▶ **TRANSFER SETTINGS**

	AUTOMATIC HEAT PRESS	MANUAL HEAT PRESS	
PRESSURE	3-4 bar (30-50 PSI)	Medium	
TEMPERATURE	200° C (390° F)	200° C (390° F)	
TIME	3 seconds	3 seconds	






▶▶▶ **TRANSFER APPLICATION**












- ▶ Place a sheet of the silicone paper **Glossy Finish** (Antistick) on the lower plate (glossy side face up).
- ▶ Place the **mouse pad** on the silicone paper, textile face up.
- ▶ Position **FOREVER Classic + Universal** on the mouse pad.
(The printed area should be larger than the mouse pad.)
- ▶ Press for 3 seconds.
- ▶ Remove the transfer paper immediately.

▶ **ANY PROBLEMS?** Visit our website www.forever-ots.com
Click Video, choose the transfer paper, transfer machine, the product and watch the specific application!



**PRINTER COMPATIBILITY LIST
FOREVER Classic + Universal**

BRAND	MODEL	PRINTER SETTINGS
CANON	all CLC 	HEAVY PAPER
	CP 660 	UNSUITABLE
	IRC 2880	HEAVY PAPER
	C1	HEAVY PAPER 2
DEVELOP	QC 2235+	LABEL 1
	QC 3101	LABEL 1
	ineo 450+	LABEL 1
	ineo 250+	LABEL
EPSON	Laser C 8500	UNSUITABLE
	Laser C 8600	ETIKETT
	Aculaser C 1100	UNSUITABLE
	Aculaser C1900S	ETIKETT
HP	1500L	HEAVY PAPER
	2500 L	HEAVY PAPER
	2550 L	TOUGH PAPER
	3500 N	LABEL
	4550	HEAVY PAPER
	3550	LABEL
	3600	LABEL
	KYOCERA	FS-C5020N
	KM-C2520	HEAVY PAPER
	KM-C2525E	HEAVY PAPER
	KM-C3225	HEAVY PAPER
	KM-C3232E	HEAVY PAPER
	KM-C4035E	HEAVY PAPER
LEXMARK	C912	HEAVY PAPER
MINOLTA	MagiColor 2 	TRANSPARENCY FOIL
	Bizhub C250/252	LABEL 1
	Bizhub C350/351	LABEL 1
	Bizhub C450/451	LABEL 1
	Bizhub Pro C500	NORMAL 105g
	CF 2002	LABEL 1
	CF 3102	LABEL 1 or 2
	QMS 2200 	ETIKETT
	QMS 2300 DL	THICK STOCK
	QMS 2350	THICK STOCK
	MC 2400 W	ETIKETT
	QMS 6100 DL 	HEAVY PAPER
	Bizhub C253	LABEL 1
	Bizhub C203	LABEL 1
	Bizhub C353	LABEL 1
SHARP	MX2300N	HEAVY PAPER

BRAND	MODEL	PRINTER SETTINGS
NASHUATEC	DSC 328 	HEAVY PAPER
	MPC2000	THICK PAPER
	MPC2500AD	THICK PAPER
	MPC2500e	THICK PAPER
	SPC 420DN	THICK 1
	OKI	C 3100/3200
	C3300-3400	GLOSSY
	C 5200/5500	ETIKETT
	C5600-5900	ETIKETT 2
	8600-8800	ETIKETT 2
	C 5200/5400	LABEL
	C 5700	GLOSSY
	C 9300/9500	ETIKETT
	C 9600	ETIKETT
	C 9800	ETIKETT
RICOH	Aficio AP3800C	ETIKETT
	Aficio 2228C 	HEAVY PAPER
	Aficio C 811	THICK PAPER 3
	Aficio CS510E	THICK PAPER 3
	Aficio DSC428	THICK PAPER
	AficioCL4000DN	THICK 1
TALLY	8004/81004 	ETIKETT
	8008	ETIKETT
	8204 	ETIKETT
	8006e 	HEAVY PAPER
TOSHIBA	eStudio 211c 	THICK 2
	eStudio 311c 	THICK 2
	eStudio2500c	THICK 2
	eStudio3500c	THICK 2
	eStudio3510c	THICK 2
UTAX	CDC1526D	HEAVY PAPER
XANTE	600 	HEAVY PAPER
	1200 PRO 	HEAVY PAPER
	ILUMINA	ETIKETT
XEROX	DC 12 	HEAVY PAPER
	DC 3535	NORMAL PAPER
	Workcenter 3545	ETIKETT
	DC 50 	HEAVY PAPER
	M 24	THIN PAPER
	Phaser 7400	THIN PAPER
	Phaser 7750	NORMAL PAPIER
	DC 240/250	HEAVY PAPER 1
	DC 1250	THICK PAPER

